

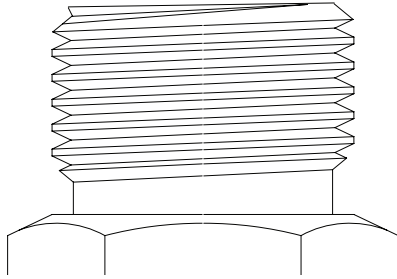
TYPE M

- Industry standard connection

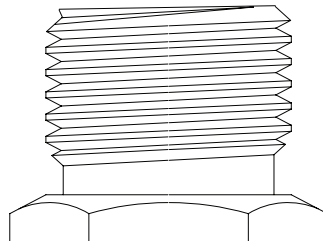
SIZE REFERENCE CHART

SINGLE PIECE MALE • ACTUAL SIZE

SIZE	CONNECTION THREAD	RECOMMENDED TORQUE	
		ft-lb	N-m
9/16 Type M	9/16 – 18UNF	30	41
3/4 Type M	3/4 – 16UNF	45	61
Type M	1" – 12UNF	70	95
1-5/16 Type M	1-5/16 – 12UN	110	149

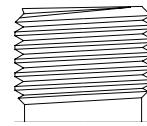


1-5/16"



1"

3/4"



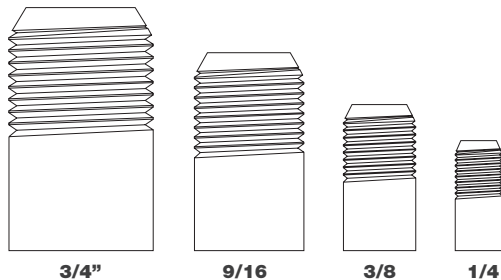
9/16"

MEDIUM PRESSURE LANCE

- Industry standard connection for 20,000 psi applications.

SIZE REFERENCE CHART

MALE • ACTUAL SIZE

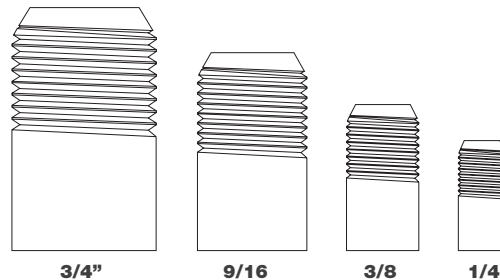


3/4"

9/16

3/8

1/4



3/4"

9/16

3/8

1/4

RIGHT-HAND THREADS

LEFT-HAND THREADS

SIZE	TUBE CONNECTION THREAD	RECOMMENDED TORQUE	
		ft-lbs	N-m
1/4 MP Tube LH	1/4-28UNF-LH	15	20
1/4 MP Tube RH	1/4-28UNF-RH		
3/8 MP Tube LH	3/8-24UNF-LH	25	34
3/8 MP Tube RH	3/8-24UNF-RH		
9/16 MP Tube LH	9/16-18UNF-LH	30	41
9/16 MP Tube RH	9/16-18UNF-RH		
3/4 MP Tube LH	3/4-16UNF-LH	45	61
3/4 MP Tube RH	3/4-16UNF-RH		
1" MP Tube LH	1"-14UNF-LH	70	95