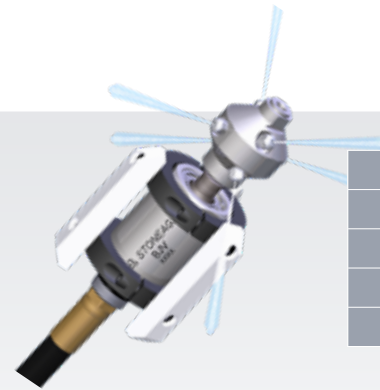


ROTARY TOOLS STRAIGHT PIPE CLEANING

BJV CENTRALIZERS

BJ-070 SKID STYLE

Utilizes interchangeable plastic runners which can be easily replaced. Works well in elbows and can effectively clean up to 12 in. (305 mm) diameter pipes and works with all BJV models. *Tool not included.*



SKID SIZES (DIAMETER)		
BJ 070-6	6 in.	150 mm
BJ 070-8	8 in.	200 mm
BJ 070-10	10 in.	250 mm
BJ 070-12	12 in.	300 mm

STRAIGHT PIPE CENTRALIZER

Designed for straight pipe runs only, these six-wheel centralizers feature an adjustable, scissor-style aluminum frame and tough plastic wheels. They are compatible with the entire BJV line of rotary tools. *Tool not included.*



CENTRALIZER SIZES (DIAMETER)	WEIGHT
BJ 286-S 9-18 in. 230-460 mm	20 lb 9 kg
BJ 286-M 13-40 in. 330-1000 mm	32 lb 15 kg
BJ 286-L 16-60 in. 410-1500 mm	40 lb 18 kg

CURVED PIPE CENTRALIZER

With adjustable, telescopic steel legs and tough plastic wheels, these eight-wheel centralizers are designed to travel through elbows easily and are compatible with the entire BJV line of rotary tools. *Tool not included.*

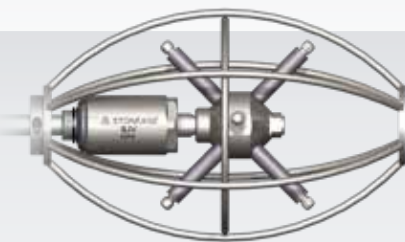


CENTRALIZER SIZES (DIAMETER)	WEIGHT
BJ 288-S 16-21 in. 410-530 mm	12 lb 5.5 kg
BJ 288-M 22-29 in. 560-740 mm	13 lb 5.9 kg
BJ 288-L 30-37 in. 770-940 mm	16 lb 7.3 kg

CAGE-STYLE CENTRALIZERS


Stainless steel centralizers are used when negotiating complex piping arrangements and removing built-up debris while maintaining jet rotation.

Tool not included.



Different inlet plates are available for all models.

BJ 408-MP12/H9
BJ 408-P12/M24



Different collar sizes are available for all models.

BJ 100-SS
BJ 100-SS-MP

PART ID	BJ 408-MP12/H9	BJ 408-P12/M24*	BJ 100-SS	BJ 100-SS-MP
DIAMETER	12 in. 300 mm	12 in. 300 mm	20 in. 510 mm	20 in. 510 mm
LENGTH	20 in. 510 mm	20 in. 510 mm	24 in. 610 mm	24 in. 610 mm
WEIGHT	10 lb 4.5 kg	10 lb 4.5 kg	11 lb 5.0 kg	11 lb 5.0 kg

RAPTOR

Speed Controlled Rotary Cleaning for Small to Medium Pipes 2-6 Inches (51-152 mm) in Diameter

The versatile Raptor combines slower rotation speeds from 15-250 rpm with a flow range up to 60gpm (230 lpm) to effectively remove difficult deposits in straight pipe and process drains.

Easily customizable heads and accessories also make the Raptor ideal for cleaning totes, closed head drums, water well screens, ducts and exhaust stacks.



- ✓ High flow range aids in removing thick, tough deposits
- ✓ Controlled rotation for longer jet dwell times help remove hard material
- ✓ Multiple head and jetting options enable flexible customization to optimize cleaning
- ✓ Optional pulling connection aids in jobs where tool needs to be pulled through the pipe
- ✓ Optional centering devices available to optimize stand-off distance

TOOL MODEL	PRESSURE RANGE	FLOW RANGE	ROTATION SPEED	INLET CONNECTION	LENGTH	WEIGHT
RPT	Up to 22k psi 1500 bar	Up to 60 gpm 230 l/min	15-60 rpm (Slow Fluid) 50-250 rpm (Fast Fluid)	1/2" NPT, 9/16" MP or M24	9.5 in. 240 mm	5.5 lbs 2.5 kg



RPT 075
For 3" or 4.5" pipes.



RPT 070
For 4", 5", 6", 8", 10" and 12" pipes.

RAPTOR CENTRALIZERS

A centralizer helps to protect the tool as it passes through the pipe and balances jet standoff distance for more consistent cleaning. In cases where the pipe size is more than 1.5 times the diameter of the tool, a centralizer is an important safety device, preventing the tool from turning around and thrusting backwards out of the pipe.



	RPT 043-P2-6	RPT 044-P4-6
DIAMETER	2.0 in. 51 mm	2.5 in. 64 mm
NOZZLES	6 or 7 x AP2	6 x AP4

RAPTOR HEAD SELECTION

	HEAD OFFSET	R30	R18	R11
PRESSURE	5k psi 350 bar	10-23 gpm 38-87 l/min	16-38 gpm 60-140 l/min	25-60 gpm 95-230 l/min
	10k psi 700 bar	10-18 gpm 38-68 l/min	15-31 gpm 57-120 l/min	25-51 gpm 95-190 l/min
	15k psi 1000 bar	10-17 gpm 38-64 l/min	16-28 gpm 60-110 l/min	26-47 gpm 98-180 l/min
	22k psi 1500 bar	10-16 gpm 38-60 l/min	17-26 gpm 64-100 l/min	27-43 gpm 100-160 l/min